



# NORTH COAST HOSTA SOCIETY NEWSLETTER

## PRESIDENT’S MESSAGE

Hello Everyone,

Spring is in the air, surely winter will give us one last blast... hopefully only one, and then we will be glad to see it leave us for a while!

The speaker at our February meeting was very informative about the topic of Hosta Virus X. Chris Wilson of Hallson Gardens gave a great presentation and handed out a DVD of his talk. For those who couldn't make it to the meeting, a few remaining DVD's will be available at the April meeting.

I would like to thank new member, Mary Bibby, for helping to construct a new website for us. Also a member of Midland Hosta Society, Mary is Midland's web designer and has donated her time and expertise to help us with our new website. She and Cindy Hughes have been working to transfer information from our former website and create the new one. See the Announcement on page 4.

Diane Morris and her committee consisting of members Mike Kovach, Becky Salamon and Tom Rabung, spoke about the 2019 Hosta tailgating to be hosted by our club. They are very enthusiastic about this endeavor and I hope this enthusiasm will spread through every one of us. She gave us a list of committees that will need to be filled. If all of us volunteer in some way, it will be a very successful project.

Hope to see everyone at the April Meeting.

Barb Rauckhorst

Our Saturday, April 22 meeting will be held at the Parma Library, 6996 Powers Blvd., Parma, OH 44124. Meeting time is 11:00 AM and the menu is finger food with a hosta theme. Have fun with this. Some members have already sent their choices to Cindy. You are welcome to add to the list to see what we get.




VP Mike Kovach advises:

The speaker is Charlie Harper. Charlie is a teacher every year at hosta college. The topic will be techniques for taking great pictures of daylilies and hostas in your garden.



# HOSTA VIRUS X

The North Coast Hosta Society had a great program in February by Chris Wilson of Hallson Gardens on Hosta Virus X. Here is a very brief summary.



Chris emphasized that it is important to 1. recognize the virus and 2. prevent the spread.

Avoid purchasing infected plants or plants within groups of infected plants. Dig, dry out and dispose of infected plants in plastic bags. Do not plant another hosta in the same place.



Clean all tools: shovels, knives, clippers and gloves by scrubbing to get rid of plant material, sap, etc. Solutions of 10-20% ammonia, 70-90% alcohol, Lysol, etc. Disinfectant wipes are easy to use and effective.

For more information on HVX, please check out the Hosta Library website under the HVX Info tab. Hallson Gardens sells a DVD with complete info at <http://www.perennialnursery.com>.

**Please do more research so we can all do our part to stop the spread of this virus.**

AND, we ALWAYS eat well!



The following article is reprinted from *Georgia Hosta Notes* of the Georgia Hosta Society Newsletter March 2017. Article report the results in Georgia, but it is growing well in NE Ohio with companion plants for an Irish theme.

## *Hosta* 'Irish Luck' - A Special Green Hosta

We sometimes tend to overlook the value of all-green hostas unless they have some trait that makes them stand out among their blue, gold, and variegated counterparts. That won't happen with this impressive green hosta. It has it all. *Hosta* 'Irish Luck' (Lalonde - 2007) was introduced several years ago by Naylor Creek Nursery and has been gaining in popularity ever since. A seedling of another great green hosta, *H.* 'Invincible', it is a shimmering mound of deep, rich green leaves that seem to exhibit even more gloss than those of its famous parent. In addition, the heavily substanted leaves have deeply impressed veins, possess a remarkable clarity of color and exhibit nice wavy ruffles that add even more to the plant's appeal.

In the garden, *H.* 'Irish Luck' makes a medium-sized and upright vase-shaped mound about 18-20 inches tall and up to 36 inches across at maturity. Leaves are registered at 13 inches long and 7 1/2 inches wide.

'Irish Luck' begins blooming in mid-July in the Atlanta area. The pretty near-white blooms are rather large and are displayed on tall scapes well above the foliage. The blooms are reported to have a slight fragrance but my nose has not been able to detect it. Described as an impressive plant by Naylor Creek in its initial listing of it, *H.* 'Irish Luck' certainly lives up to its hype. It is now available from several sources. It is a good grower in the south and is certainly worthy of a spot in your garden. Give it a try.



Photo Naylor Creek Nursery



St. Patrick with hostas 'Irish Luck', 'Blarney Stone' and 'Irish Eyes'.



**THANKS MARY BIBBY!!!**

## **We have a new website!**

Thanks to the herculean efforts of new member, Mary Bibby, we have a new website. All of our pictures and links, etc. have been transferred to the new address. This is not, at this time a members only site, so you will not find the roster, minutes, club plants and supplies listed. If you want any of that information, for now, contact Cindy Hughes and she can provide it. The address is


<http://northcoasthostasociety.weebly.com>

## **Hostaholics—All Aboard!**

Take a BUS TRIP to Kalamazoo, MI  
With Midland and North Coast Hosta for  
a GLR 2017 Tailgate Weekend Adventure Friday June 23 &  
Saturday June 24 Cost: \$78/per person

Pick Up @ Columbia Station for NCHS members

If you want another copy of the flyer with reservation form, contact Cindy Hughes or for Questions, call Priscilla @ 330-645-1740 or e-mail: [commstat@sbcglobal.net](mailto:commstat@sbcglobal.net)



## **Midland Hosta Society Annual Leaf Show July 14 and 15, 2017**

Midland Hosta Society has invited NCHS to participate in their annual leaf show. We will participate by taking on some of the responsibilities for the show and by actually showing a limited number of our own leaves (to be determined at a later date).

There are tips for a leaf show on [midlandhostasociety.weebly.com](http://midlandhostasociety.weebly.com). Under resources click on exhibitors work sheet for leaf show. Showing leaves is a great way to compare your growing methods to other gardeners by seeing your leaves and the leaves of others side by side and to learn from other hosta growers some of their tips for growing beautiful hosta.

Midland President Priscilla Kiehl has prepared a list of committees for which help is needed. If you plan to show leaves, please sign up to chair a committee (or to help on a committee). If you need additional information on a specific committee and what its responsibilities are, and to sign up, contact Priscilla Kiehl at [commstat@sbcglobal.net](mailto:commstat@sbcglobal.net)



# The Hosta Collectors' Challenge

By Jayne Christiani

*(Reprinted from the Ontario Hosta Society's newsletter, OHS Newsletter, Volume 23, Issue 1, Winter 2017, courtesy of the AHS Newsletter Exchange.)*

I don't ski. I don't skate. I don't toboggan. It is the middle of winter and my idea of a good healthy regime in the cold bleak months is to sit at my computer with the dogs at my feet, exercising my fingers. Every morning I check email; see what the weather is bringing for the next 14 days; and I must, must read my horoscope to see what the day has in store for me.

Winter is my time to check out the upcoming hostas for the new year. I place my orders for not only newer hostas for my business, but hostas that are on my own wish list. You don't want to know how long my 'wish list' is. We all know I'm addicted to these plants. There must be cocaine or some other addictive drug within the leaves, because nothing else can explain my continued addiction with hostas. Yes, we know they are lovely and easy to care for, and offer a variety of sizes and colours to stand out in any garden. But why do I feel that each and everyone of them is one of my children away at school for the season? I long for those first few days of warm spring weather when they announce their return 'noses first'. To see the little buds peeking out of the ground makes my heart so happy. And as each little bud unfurls to a beautiful, unique leaf, I am rewarded with a lovely reminder as to why I chose that particular hosta for my gardens.



Juvenile *H. 'June'* in a sunny location

I have been blessed to make many friends and acquaintances while dealing with hostas. Most,

like myself, want nothing more than to share both hostas and hosta gardening experience with anyone that will listen. I have a dear friend that has been in the business forever and actually went to horticultural college. We talk hostas on the phone for hours on end, comparing the merits of one hosta over another.

You'd think after all these years we would be tired of it, but with the thousands of hostas out there, I don't think we've even touched on a small fraction. We've had discussions on certain hostas that look like, well, CRAP in both our gardens. And yet when we see photographs of same, we scratch our heads wondering where we went wrong.



Mature *H. 'June'* in deep shade

Case in point is both 'June' and 'June Fever.' I've had both in my gardens for seven years now. They have been small in size and insignificant in colour. I have seen pictures where they look outstanding and have often thought that maybe my own had been labeled incorrectly when I purchased them. Mine didn't look like that!

And then came the drought and heatwave of Summer 2016! Holy Mother of the Lord above! Where did those plants come from? Someone has dug up my 'June' and 'June Fever' and replaced them with these outstanding, glorious, flamed and stunningly green specimens. Oh, wait a dog-gone minute. They must love the heat. Duh! Nothing else has changed. And 'Justine' looks glorious as well, and she's only four years old in my garden. All from the same family of hostas. And guess what...they looked great in my friend's garden as well. She lives several kilometers from me but had the same weather conditions during the summer.

But had the same weather conditions during the summer.



*H. 'June Fever'*

If you have under-performing hostas, please consider moving them. While I don't like to dig and move, sometimes it is a necessary evil. Consider the conditions in your garden that are currently affecting your hostas). Too much sun ... move to more shade. Too much shade (yes, it's possible)...move to more sun. Too much water? Too little water? Additives to the soil, i.e., compost. The smallest change can net the biggest results. While hostas are not finicky as a rule, there are optimum conditions that each and every plant in the world has to have to look outstanding. If that were not the case, I'd be growing pineapples in my Ontario backyard.

My friend and I have had several conversations about 'June' and 'June Fever.' You'd think one conversation would be enough, but as the season changed from summer to autumn, there was a new conversation as to how well they transitioned with the cooler temperatures. Yeah, we talk a lot. But we both absolutely love hostas. Do you?

If you answered 'yes', then here is my challenge. Share your thoughts and ideas. Share them with friends and neighbours that have a similar passion. Please, please, please, consider sharing them within the pages of our newsletter. Yes, OUR newsletter. I think the last issue of the newsletter was the best yet, and wrote to tell our editor just that. She did a marvelous job. And so do all the many volunteers that make the Ontario Hosta Society possible.

But if we are to keep the passion alive, we have to share it. New blood, new ideas, new concepts. I would love to see an online auction of hostas, once or twice a year, in Canada, but don't have the

computer know-how to pull that together. I'd also love to see a column where volunteer 'experts' answer your hosta questions.

We have to scream out our passion, because if we don't, the market for hostas will shrivel up and die. We don't want that. We want to continue to bring in new plants, attend new functions, write new columns. I know everyone is busy, but if we don't make the effort, who will?

## North Coast Hosta Society:

**Member Bill Faber has invited  
all of our members to a special  
event at his home**

## **Hosta Dividing Party**

[Hostas love to be Divided]

**Expand the Varieties You Have  
Share Your Favorite Hostas with Others**

**Come Join Us for a Hosta Dividing  
Party in Ohio City  
Pot Luck Dinner & Dessert**

**Saturday, June 24, 2017 at 6:30 pm**

Find a nice grocery box, dig and divide some hostas and bring to the party to share. [Extra boxes will be available-if needed]


Our Host, Bill Faber, will grill some marinated Pork Tenderloin and provide the desert of home-made pound cake and ice cream. The Best Parties are 'Pot Luck' thus, we'll do the same. [More on the food later]

**Your Host, Bill Faber  
1787 West 32<sup>nd</sup> ST  
Ohio City, Ohio 44113**



Details to come closer to party time

# GARDEN GOSSIP:



BY CINDY HUGHES

**Haven't renewed your membership for 2017?** Form is below

See Page 4 for notices of special events

NOTE: Member Bill Faber has invited all to a special event, See Page 6  
Photos below are from Bill's Garden

AND A BIG WELCOME TO OUR NEW MEMBERS

## Club Co-Op Supplies

As in previous years we are again offering our members Co-Op items. We have the following items available:

- Liquid Fence**
- Fertilizer**
- Plant Markers**
- Slug Bait**
- Garden Gloves in small, medium and large**
- Handbook on Troughs**
- Cookbooks**

For current prices please consult the web site.  
Please call Carl Schmid at 330-264-8815 to pre-order these items to be brought to the next meeting. No individual deliveries.

## Membership in NCHS gives the following benefits:

- \* Members Only prices on Club "special purchase hosta"
- \* Great prices on our "Hoop House" plants.
- \* Member prices on slug bait, fertilizer, deer repellent, etc.
- \* Preferential registration and reduced registration fee for Hosta College
- \* The club provides meat and beverages at all of our "Potluck" picnics and meetings.
- \* The opportunity to learn and share information about hosta culture.
- \* Developing friendships with other people who love hostas .

And Much, much more!



## 2017 North Coast Hosta Society Membership

Family Membership \$10.00 for one year - Calendar year Jan1 - Dec 31

NAME \_\_\_\_\_

STREET \_\_\_\_\_

CITY \_\_\_\_\_ STATE \_\_\_\_\_ ZIP \_\_\_\_\_

PHONE \_\_\_\_\_

E-MAIL \_\_\_\_\_

AMOUNT ENCLOSED \_\_\_\_\_ ( ) Renewal ( ) New ( ) 1 year ( ) 2 year

Please list names as you wish on your card: \_\_\_\_\_

Please send your check made payable to: NORTH COAST HOSTA SOCIETY  
Attn: Jim Spuhler.  
13586 Bridgecreek Circle  
Strongsville, OH 44136

**Invite Other Plant Lovers to Join the  
North Coast Hosta Society**

## 2017 Monthly Calendar

Watch for updates.

**April 22—11:00—Parma Library, 6996 Powers Blvd., Parma, OH 44129**

**—Finger Foods with hosta theme**

**Speaker: Charlie Harper, Techniques for Taking Great Hosta Pictures**

May 27—Plant sale—home of Helen Walkerly in Wooster (Memorial Day Weekend)

June 7-10—National Convention “Hosta Hysteria” in Indianapolis, IN

June 17—“June in Cahoon”- Bay Village Plant sale at Cahoon Park

June 23-24—HOSTA TAILGATE—SW Michigan Hosta Society host—Kalamazoo-Portage Area

June 24— Hosta Dividing Party—home of Bill Faber in Ohio City

July 1—Member Garden Tours and picnic

July 15— LEAF SHOW with Midland Hosta Society— watch for details

July 22—Meeting, activity and picnic at Emerald Forest Nursery

August 26—Picnic and “Hosta Swap and Auction” at Sunnybrook Preserve in Chester Township

October 21—11:00 AM Annual Jon Soucek and Bob Kuk Memorial Dinner meeting at the Club House of Pine Lakes Village.

**FIRST CLASS**

