

Hosta la Vista

Until we meet again

Aug. '19

PRESIDENT'S MESSAGE

Minimizing Losses

It seems very wrong to be worrying about what next winter will bring while enjoying the balmy days of early August. Sadly last year, for the first time, we lost quite a few hostas due to the weather and neglect... or maybe laziness - call it what you will. Remembering that has already set me thinking about how to avoid those losses next winter and *that* led me to start thinking about the other ways we attempt to protect our plants from the elements and the critters that try to eat them.


In England, hostas are rarely mentioned without slugs and snails being included in the same sentence. Here in Western New York, it is usually the deer. We do not suffer greatly from deer damage in our gardens but we do work hard at it. We are partially fenced against them in various ways. We spray the hostas with deterrents that we change regularly through the season and we spread Milorganite liberally around the beds.

Slugs and snails are not much of a problem. We don't simply try to deter them. We use slug pellets to reduce the population. The trick is to use them as soon as the snow has gone, even before your plants emerge, in order to reduce the population early and before they lay eggs. We should re-apply the pellets every two or three weeks through the season but we often neglect to do this.

Voles are an emerging problem. Damage caused by voles seems to be increasing. They burrow under the plant, eat the roots and the crown and wander off to the next one. In the ground we cover the plants with an upturned wire basket or with netting in the fall. This seems to prevent the voles from tunneling underneath. For winter protection the smaller potted hostas are mulched under a cedar wood mulch, the smell of which apparently deters

voles and mice. We do add some bait.

We are not at the stage that some unfortunate hosta folk have reached where we need to plant our hostas in cages to keep out the voles. They always look unsightly because they need to be showing just above the surface of the soil. This year at the convention a vendor was selling a new product called 'Vole King'. It looks like chain mail for Barbie Dolls. It comes in various sizes, pot shaped for planting a perennial in the ground and as an easy cut blanket for wrapping around the trunks of woody shrubs and trees. We are using it and we shall see (product can be purchased through the website; www.voleking.com)



Bunnies are not a great problem here. We do wrap the lower trunks of small trees and woody shrubs with cooking foil to prevent rabbits and others feasting on the bark (or now the Vole King mesh). The trick here is to do it high enough up the trunk to be sure that the protection is above the snow line.

Winter weather is less predictable than critters and last winter we were way too complacent. Your hostas are extremely hardy and are rumored to enjoy a cold hard winter. They are able to re-charge their batteries and emerge the following spring with renewed vigor. The folks who live in Minnesota, where the winters are even colder than ours, grow enormous hostas.

The hostas planted in the ground are fine left alone although very small hostas will enjoy a layer of mulch to prevent heave. Where potted hostas are concerned, we try to keep the temperature in and around the pots as constant as possible through the winter. This is so that the plants do not get a false indication of the coming spring. That is one of the reasons we have a white plastic cover on the hoop house. That is why the smaller hostas in pots are mulched - in between the pots to deter critters and on top of the pots to keep the temperature even and prevent early

thaw.

Hostas in ceramic and terracotta pots are stored in a cold garage, to protect the pot from frost as much as the plant. Do not be tempted to water dormant hostas. If they do not have leaves they cannot transpire and they cannot take up the water, so they rot.

Hostas in small plastic pots are mulched as above. We follow advice we were given several years ago and do not mulch these pots until after the first couple of heavy frosts. This is so that the mice and voles have already found their winter home and do not nest and raise a family in the smorgasbord of our precious plants.

The large plastic pots and the big hostas they contain are simply placed together in a sheltered part of the garden. They are not mulched or given additional care but left to their own devices. Normally this works out fine but this is where we had a big problem last winter. The early winter weeks provided a thick blanket of snow and the hostas in their pots froze solid.

Later in the season there were at least two occasions when the temperatures rose and much of the snow on the ground melted. The snow on the top of the pots melted too, as did the top of the potting mix. Sadly the rest of the pot remained frozen solid and there was nowhere for the resulting water to drain. It stayed in the top of the pot and rotted the plant within. Because these pots were large, so were the hostas therein and we lost many of our best mature plants.

Of course I should have checked on these pots sooner and more often. When I eventually discovered the problem and laid the pots on their sides it was too late. Spring revealed a disappointing disaster. Lesson learned. Next year I will tip the pots on their sides as soon as they are frozen solid. I might need snow shoes or cross country skis but I will do it and enjoy a much happier spring.

- continued from front page

The subjects mentioned above have been dealt with briefly. If any member would like more detail simply ask. That is why you joined a friendly Hosta Society of like-minded people who are very willing to share their experiences and skills.

Mike

President

From the Science Corner

HVX Prevention - by Sue Sickels



HVX is a Potexvirus that infects hostas with the classic signs of mottling and crinkling of leaves.



HVX can be spread by mechanical means, such as shovels and knives, as well as by browsing deer. HVX is not spread by pollen, seed, or insects.

Last year our Hosta Journal of the AHS reprinted an article from 2005 about HVX. "Hosta Virus X – A Three Year Study", vol 49.1, p 47-51. This informative article was written by Bonnie Blanchette and Dr. Ben Lockhart. Their conclusions included:

1. HVX absolutely required living hosta tissue to reproduce and live.
2. Many hosta cultivars are either tolerant (no outward signs but plant material is infectious) or resistant (no virus remains in the plant material).
3. HVX dies quickly after tools are immersed in bleach solution.

BUT, not so fast. New research contradicts some of these statements. I compared this article to the AHS review pamphlet on HVX.

1. Blanchette and Lockhardt's initial research suggested that HVX requires living plant material to survive. They theorized that once an infected plant is removed from

the ground, any remaining roots should wither and the HVX would die quickly. The writers of this article suggest that waiting one to two weeks before planting another hosta in that area should suffice to kill any remaining virus. **However, further research suggests that the soil may retain infectious HVX for up to two years.**

2. Blanchette and Lockhardt had some trouble infecting all the plants in his study. This led them to believe that some hosta cultivars are resistant to HVX. This had more to do with when they used to infect the plants, than it had to do with the plants themselves. **Current research suggests that all hostas are susceptible to HVX, if infected before the plant flowers. It has not been possible to infect plants with HVX late in the season, after the plants have flowered.**
3. Blanchette and Lockhardt briefly describe the use of bleach to sanitize instruments we use to divide plants with bleach. **Dipping knives and garden tools in bleach is not enough. Disinfectants are inactivated by the presence of organic and inorganic material, so it is important to clean an implement vigorously before dipping the implement in bleach. Rusty tools are impossible to properly sanitize. Further, disinfectants require time in contact with the surface to work. When dividing hostas it is best to have a few knives soaking in bleach, so they have enough time to be sanitized between uses.**

HVX need not be a part of our gardens. Buy hostas only from reputable dealers. Don't even be tempted by the low prices of hostas at box stores. Thoroughly scrub and clean the dirt away from any tools that have been used to divide hostas. Only after they have been cleaned, can they be sanitized with 10% bleach. Lastly, consider isolating new plants from your prized plants in pots for a year before giving them a final position in your garden. This allows for scrutiny of the new plants for foliar nematodes, as well as HVX.

Sue Sickels is a member of the WNY Hosta Board, a doctor of veterinary medicine and our science editor

PICNIC MEETING & AUCTION

The next meeting of the WNY Hosta Society is the
ever-popular
picnic at Eagle Bay Hosta Gardens

Sunday, August 11, 2019 – 10-ish to 4 pm
Eagle Bay Hosta Farm—Sheridan, NY

Thruway to Silver Creek/Irving exit (exit 58)– west on US 20 for 8
or 9 miles to Sheridan. Watch for Liberty Winery on the left -
Eagle Bay on the right—please park neatly on the grassy verge,
well off the road (crazy traffic!)

Agenda

Garden Visit

2019 Calendar Update

Fall Hosta Forum - Update

SGT. PEPPER'S HAPPY HOSTA BAND

Hosta Tea - 9/7/19

Hosta Breakfast—10/5/19

Fall Meeting—November 10th

Fun and Frolics

AUCTION

A SPLENDID TIME IS GUARANTEED FOR ALL

We generally wander in about 10-ish—allowing ample time to see
the gardens and shop if you've a mind to.

True, we have a sort of meeting—but it's all stuff
you want to/need to know....

And you'll be amply rewarded with hot dogs and such!

**And PLEASE - let's help Ran and Katie by cleaning up
before we leave...**

NOTE ON DONATIONS

This applies to AUCTION donations for the
picnic and Fall Hosta Forum....



Please make sure that
HOSTAS ARE LABELED -
and make sure all plant
material is disease-free and
attractive to a buyer or
bidder!



We are changing it up this year

Our program for this year's picnic is a popular one from a couple of
year's ago

BROWN BAG ICE BREAKER



This is how it works

Anyone who wishes to participate should choose something special
to them - a plant (hosta or something else), a book or something
cool for the garden (no white elephants, please) and conceal it in a
brown bag. Each person with a bag will draw a number.

When your number is called, you can introduce yourself, and then
reveal the contents of your bag and give a compelling story on WHY
you love it! Maybe it's your favorite geranium ever from Aunt
Betty.... Maybe you love the way this lady's mantle holds dew like a
string of pearls... you get the drift. It's yours to tell.

You then set your treasure down on the table where you are sitting.

When all of the treasures are revealed and described, the folks who
brought items are able to select from the array in the order of their
number. Again, this is done in order (and you can't "steal" someone
else's prize), you can only select from items still on the table.

*It should be fun - you can learn what's special to your fellow
club members and maybe come away with something new!*

POT LUCK

This is our "pot luck" picnic. **So bring a dish to pass...
something to complement the house specialty**—hot
dogs and/or bratwurst.

Beverages will be provided - but we will need finger-
friendly desserts as well.



If you have "HOSTA BUCKS", bring them for the auction..
And this is a great opportunity to see Ran and Katie's
gardens, including the amazing plants they manage to
keep alive in the micro-climate of Eagle Bay.

The WNY HOSTA Society

HOSTA BUX PROGRAM

First of all, for those who may not be aware, **HOSTA BUX** is a kind of currency whereby we reward members who give of themselves to the Society. Whenever you do something in support of the WNY Hosta Society – anything at all (come to a meeting, help with the Hoop House, take a shift at an outreach event.... Donate, weed – the tasks are infinite)... anytime you do something, you receive HOSTA BUX valued at \$3/each. These are in the form of a coupon that can be kept in your precious folder where you keep all your hosta stuff.

BUX are only good for **one year**, so you need to spend what you've earned in 2018/2019 **by the Public Sale**. And to help you to do that, we have three golden opportunities:

1. **The HOSTA PICNIC auction.** In this newsletter you will find the announcement for the next meeting—the hosta picnic and auction at Ran Lydell's Eagle Bay Hosta Garden. You may use your BUX during the **auction only**.
2. **Friday night Sale set-up:** *For those who volunteer for Friday night sale set up*, you may spend your BUX at that time... with the understanding that the work must get done first (and no fair setting hostas aside), and *you may only purchase a maximum of two hostas at that time*. We find that if we don't limit pre-sale purchases, we end up with too few hostas for the public.
3. **Late on sale day ...** let's say noon... you may purchase whatever you wish of the hostas that are left with your BUX.

We think that's pretty good!

What if you don't have enough BUX to buy your dream hosta? No problem—we take cash too, and any combination of BUX and cash.

What if you are getting married that day and won't be at either event? Find a shopper and send your BUX along.

This is a wonderful program and these are wonderful opportunities for our most active members to be rewarded in a meaningful way.



Thank you and have fun!

Some calendar notes.....

Hosta breakfasts will resume in October - reminder will be by **HOSTA FLASH** (e-mail)... make sure we have yours!
SEND TO: IRISBORER@AOL.COM (Kathy Shadrack)

Our 'Hosta Breakfasts' remained popular during past winters and we have been asked to make sure that they continue.

The first breakfast of the new season will be on **Saturday, October 5, 2019 at 10am**, and they will continue on the first **Saturday of each month throughout the winter**. The venue is the **Forestview Restaurant, 4781 Transit Rd, Depew, NY 14043**

One of the features of our breakfasts is that we ask folks to bring with them something of interest that can be passed around the table and talked about.

Items have included magazines, catalogues, spray on moss, bouquets of fall flowers, stretchy plant ties, plant cuttings and unusual seed trays.

A 'HOSTA FLASH' nearer the date will remind the membership of the next breakfast but you may wish to clear a space in your Fall Garden Clear-up diary.

Next regular hosta meeting will be **Sunday, November 10th.**

East Aurora Senior Center

GET THOSE CALENDAR PHOTOS IN

All of you folks (present company included) who have diligently been taking winning photos for the fabulous WNY Hosta Society calendar... now is the time to **SUBMIT THEM!**


We need to get this show on the road so that we can have our 2020 calendars available at the FALL HOSTA FORUM in September.

So find your **FIVE BEST PHOTOS** (making sure they are landscape - not portrait (wide, not tall)) and send them to Dave Whittemore **NO LATER THAN AUGUST 5TH**. He is convening a blue ribbon committee of folks who will select the 12 photos to represent each month - and the thumbnails that are cleverly scattered throughout.



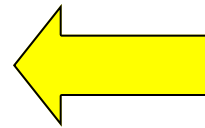
This is fun and this is popular and the calendar makes a great gift... so get those photos SENT:

dawhit48@verizon.net



The WNYHS 2019 Hosta Sale

bigger and better than ever
Please come join in the fun!



The sale takes place on **Saturday, August 24** - 9 am to 2 pm at the Buffalo Botanical Gardens (2655 South Park Ave., Lackawanna 14218) in the Administrative Bldg located at the back and to the right of the glasshouse - adjacent to the parking lot.

You will find us in the basement level with easy access through the overhead door.

We can use your help on either or both Friday & Saturday for any amount of time that you have available.

The action begins on Friday:

- 2 to 5 pm** We need volunteers **at the Hoop House** to:
Transport hostas *from* the hoop house (located at Lasting Dreams Daylilies, 6245 S. Abbott Rd, Orchard Park) to the sale site. - The Hostas must be received at the Botanical Gardens by 5 pm.
- 2 to 6 pm** We need volunteers **at the Botanical Gardens** to:
Help cover the tables and set up signs.
Assist moving the hostas to the sale tables when they start arriving at about 2:30 pm. Some carts will be available.
Arrange the plants on the tables by size, check that each has a name & price label and groom if necessary.
Keep the floors free of soil and debris.

Saturday

- 8am to 2pm** We need volunteers **at the Botanical Gardens** to:
Greet, welcome and direct customers (aka "schmooze" ed.).
Assist customers with sales and information.
Manage trays and carts.
Keep the area clean and attractive
Assist with checkout - fill out forms, use of calculator, making change, bagging plants and assisting customers to their cars.
Sell gloves and plant markers.
- 2 pm** Assist with breakdown and clean up.
Transport remaining plants to the new future home of the Hoop House in West Falls
Place the plants in the designated area.

Please bring a broom and plastic bags!

**To volunteer contact
Mike Shadrack**

H8staman@aol.com or 941-6167

Please let us know:

When you wish to volunteer, Friday/ Saturday & times.

What you wish to do, set up, sales, transport, etc.

Refreshments will be available on both days for volunteers.

And - of course - BUX!

*****We will have sign-up sheets at the picnic*****

Members who took a turn working
at the WNYHS booth
at the
Plant Society Avenue
during the Garden Art Sale
are owed Hosta Bucks.

Mike has a list and he has found the stash
of Bucks. He promises to do all he can to
make sure that those members have their
bucks before the picnic on August 11th and
the hosta sale on August 24th.



H. 'Nancy'
Exhibited by
J. Smead

PLANT Sale

Our **Public Plant Sale** *Members Invited*

Western New York Hosta Society's
big fund raiser

Saturday, August 24th
9am until 2pm

Buffalo & Erie County Botanical Gardens
2655 South Park Avenue - Buffalo, NY

Loads of Hostas (and Daylilies & Irises)

Volunteers needed

Friday, August 23rd

(see separate volunteer request pg 4)

Refreshments and fun provided

**Plus an opportunity
to redeem your Hosta Bucks**

Saturday, August 24th

8am until 3pm (set up to clean up)
Refreshments provided

Our **Members' Plant Sale** *Public Invited*

The Sale..... Volunteer details - see page 4

We have a GREAT selection of hosta for sale this year.

We need help on Friday evening to set up the tables and display the plants - we will be in the ADMINISTRATION BUILDING ON THE RIGHT SIDE...
AND KIND OF BEHIND THE GLASSHOUSE..

Helpers on Friday evening will have the opportunity to use their hosta bucks. There are lots and lots of easy peasy jobs - you can do it! There are lots of "schmoozing" type jobs - greeting people and helping them makes selections. You can do it!! Beth Kreutzer is in charge of all things financial - she will need help.

Please bring brooms too – no silly, to sweep the floors, not for transport.



We will also need help after 2pm on Saturday to clear everything away, return unsold plants to the new site in West Falls, and to provide an armed guard for Beth and all those dollars as she makes her way to the night safe. So please don't all rush away too quickly at the end.

This is our most important activity of the year and it IS labor-intensive. We need worker-bees and we need schmoozers (folks to schmooze the public about hostas). We will need primpers...folks with scissors and vision who can get our hostas looking spiffy. We need plastic bags. We need flats. We need big smiles and willing hands. We need sunshine and rainbows and kittens and lollipops! WE NEED YOU! (Please don't bring kittens).

We will have signup sheets at the picnic. Limber up your volunteering arm.

TWO MORE HOSTA TEAS FOR 2019



Hard to believe that we are already at the end of Hosta Tea season and will soon be into Hosta breakfasts. Please come join your fellow Hosta-friends in a lovely Cheektowaga garden and in a historical Buffalo neighborhood

The Garden of Ray Boronczyk & Ivan Rios

Saturday, **August 10th**, 1-4 p.m.
4 East Toulon Drive - Cheektowaga

A young garden full of a lot of plants we have acquired from friends and family, as well as some we have propagated. Our front garden is our show garden, with over 300 daffodils, over 50 roses, many irises, Asiatic lilies and daylilies. We have a growing hosta collection in one shady corner. The garden has many other variety of plants sprinkled throughout with constantly added additions.

The backyard is planted with most of our produce and medicinal herbs. There are two apples, a plum tree, two grape vines, goji berries and standard and unusual veggies as well. We also bring our tropicals out and plant them around our patio.

The city garden of Joel and Pamela Rose

Saturday, September 7th, 1-5 pm
310 Woodward Avenue - Buffalo, NY 14214

Pam & Joel live in the heart of Parkside, a block away from the Zoo. Their Victorian home on a 50x130 lot is on its way to becoming a miniature arboretum with many unusual trees. The hidden backyard retreat features a gorgeous lavender flagstone patio, stone walls and a winding path surrounding a magnificent weeping Gingko and delicate Forest Pansy Redbuds. A unique weeping Katsura and Moon Glow Redwood join the Swamp White Oak to provide shade and habitat. Hosta, tiny Japanese maples, and Calibrachoa annuals provide splashes of leaf pattern and color. An Umbrella magnolia and a weeping Norway spruce anchor sculpted beds. Rhododendron, azalea, and Japanese procumbens happily entwine for a spectacular spring display. A gentle breeze stirs a custom built wind chime memorial creating beautiful harmonies to remind us of our beloved departed pets. Two Crepe myrtle survive in a microclimate next to the house's new kitchen addition. Tufa rock planters form an interesting ridge along one of the sculpted beds. Don't miss the mountain lion sculpture peeping out of the Rose of Sharon, featuring species that reflect the gardener's volunteer efforts in the animal arena.

~SEE YOU THERE~

ANNUAL BOARD OF DIRECTORS ELECTIONS



The Western New York Hosta Society is looking for YOU! How can you make the Society your own? How can you make a lasting impact on the direction the Society takes? By serving as an officer or director of the Society is how. The WNY Hosta Society is always looking for a few good members to lead the Society in the 21st Century. There are three board of directors positions up for election/re-election this year, plus an additional vacancy. The directors serve two year terms. The officers and board members meet once a month in the evening in a restaurant for about two hours to discuss Society business and communicate via e-mail in between meetings. This is your chance to make the Society yours! It is great fun and great friendships. Please consider running for an officer or board member position.

Elections are at our Fall meeting - Please contact Mike Sheehan for nominations: 537-2544 or mightyone11@aol.com

Positions expiring and up for re-election or nomination in 2019/2020 include:

Board Positions

Pat Gurney

Judy Johnson

Kathy Guest Shadrack

plus one additional vacancy

PLEASE NOTE: We send **HOSTA FLASHES** as we get close to the teas with suggestions for additional stops - gardens, attractions and even places to eat. So pay attention! We work hard to make this a *total experience*.

Would you like to host a tea in 2020? You can make it as simple or as elaborate as you like... all things being equal, we would like to schedule a garden visit for the first Saturday in June, July and August (and sometimes, September). Please indicate your interest to: Mike Shadrack - H8staman@aol.com or 941-6167

Hosta Show 2019: Woodstock: 50 Years of Peace, Love and 'Paisley Print'

By Dianne Giordano, Hosta Show Chair



We've wrapped up another successful Hosta Show. For those of you who are not familiar or unable to participate. You missed a wonderful learning and social opportunity. Not only did many of your fellow members join us to show their specimens or to volunteer their time. We had many non-members participate and judge.

We had an esteemed panel of AHS accredited judges including our own Jackie Adams, Carolyn Schaffner and Marcia Sully; John Smead, a former member from WNY; Paula Lehtola and Mary Arnberg of Massachusetts; and Herbie and Joan Altman and Cheryl Villegas of Pittsburgh.

We had 18 exhibitors who entered 162 exhibits. Exhibitors ranged from those who have never entered and those who have entered multiple shows in multiple locations including the AHS show.

Once again Peg Reixinger graciously provided a number of luscious floral arrangements highlighting hosta leaves.

The following top awards were presented:


Division I – Horticulture	Hosta Name	Exhibitor
Best of Show	H. 'Torchlight'	John Smead
Sweepstakes	20 Blue Ribbons	Mike Shadrack
Division II - Container Grown Hosta		
Grand Award	'Nancy'	John Smead
Division III – Trough/Container Garden Arranged for Effect		
Grand Award		Mike Shadrack

For those who did not collect their ribbons, I will have them available at both the upcoming picnic and sale in August.

You, our wonderful members, provided much needed help by volunteering. The Hosta Show has a lot of moving parts and requires a lot of support that was provided by all the volunteers that gave of themselves and their time during the three very busy days of the Hosta Show.

Last, but far from least. I would like to congratulate our member, **Margie Morris**, for winning the Best of Show award for her entry in the Hosta Show at the AHS national convention.

SOME IMAGES FROM THE 2019 HOSTA SHOW



HELP WANTED!

Your Hosta Society is going to need a **lot** of volunteers before the hosta sale -at the hoop house, on Friday afternoon and evening, and at the public sale. This is our big annual fund raiser and all help is very much appreciated. We will also need help the picnic at Ran's.

We need a driver with a truck to transport our sale signs from the hoop house to the Botanical Gardens. The same truck and driver would also be useful to transport tables from the hoop house to the Botanical Gardens.

On **Thursday August 22nd** we need some volunteers at the hoop house to help us sort hostas for the sale and prepare them for transportation.

On **Friday August 23rd**, during the afternoon, we will need **MANY** vehicles to help transport the hostas from the hoop house to the Botanical Gardens.

On **Friday evening August 23rd** we will need helpers at the Botanical Gardens to set up the hosta sale and to clean up the hostas we intend to sell. *Refreshments and the opportunity to spend hosta bux's will be available.*

At the sale on Saturday August 24th we will need help from 8am until clean up at 2pm. You don't need to be there the whole day but helping for a few hours will be mutually beneficial. You will get refreshments and the opportunity to spend Hosta Bux's. **Don't forget to wear your name tags.**

At the end of the Hosta Sale on Saturday we will need help transporting the unsold hostas back.

The committee assumes that there will be many members at our sale but you are able to volunteer for any or all of the other activities mentioned above, or if you have questions, please contact me at H8staman@aol.com or 941-6167.



